


**Independent
Living Funds**

Client Profile Analysis

31 December 2002



Reg. Charity No. 1019080



Background Information

The Independent Living Funds were originally established in 1988 as a UK wide resource, dedicated to the financial support of disabled people, to enable them to choose to live in the community rather than in residential care.

The Funds are constituted as publicly financed discretionary trusts. For both Funds, awards are in the form of regular four-weekly payments to individuals, which are used to buy personal care. Recipients may use care agencies, or employ personal assistants, but may not employ relatives who live in the same house.

In the case of the Extension Fund, the aim has been to continue paying awards to people who were clients of the original ILF, which was closed to new applicants at the end of March 1993. The 1993 Fund was set up at that time to accept new applications from people who needed more help than their local authority was able to provide.

Contents

Introduction	4
1 93 Fund Summary	5
2 Extension Fund Summary	7
Facts and Figures at 31 December 2002:	9
Status of all current clients and outstanding applications	9
Status of applications received since 1 April 2002	9
Reasons for all award cancellations since 1 April 2002	10
Reasons for disallowance of applications received since 1 April 2002	10
Reasons for refusal of applications received since 1 April 2002	11
Profile of current clients:	11
• Age	11
• Gender	12
• Household	12
• Income Support	12
• Invalid Care Allowance	12
• Disability	13
Geographical Distribution of clients 31 December 2002	14

Introduction to the December report

This report provides a profile analysis of our clients, at the quarter ending 31 December 2002.

A summary of statistics has been provided for each of the two Funds detailing the main facts and figures.

Following the summaries, a series of tables provide further statistical information. Every effort has been made to provide as thorough a picture as possible, however, due to the limitations of technology when the original Fund was established, some data for the Extension Fund is unfortunately incomplete.

In order to provide a context for the figures, you may like to know that, a combined administration operates for the two Funds, with 127 staff in Nottingham, and 78 self-employed Visiting Social Workers who carry out assessments throughout the UK.

During the past quarter the Funds' staff received: 25,376 items of incoming post and 44,478 incoming telephone calls. In the same period a total of 42,944 individual client payments were made.

After reading the report, if you would like further information concerning the Fund's work, please contact our Customer Services team on 0845 6018815 or Email them at: funds@ilf.org.uk. Alternatively our website can be accessed at www.ilf.org.uk, or you can write to us at the address below:

Independent Living Funds
PO Box 7525
Nottingham
NG2 4ZT

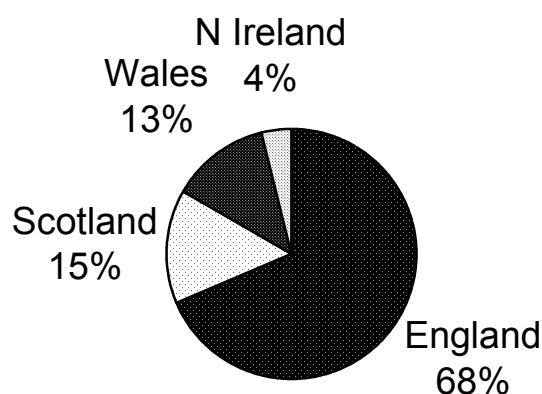
1 93 FUND SUMMARY

- 1.1 By 31 December 2002, there were 8800 clients receiving payment (or with suspended payments), from the 93 Fund, an increase of 1106 clients or 14% since 31 December 2001. 838 additional offers of funding had been made and were awaiting the client's acceptance. 1165 applications were awaiting decision. **(Table 1)**
- 1.2 2414 applications had been received since 1 April 2002, of which 497 were in payment or suspension, and 599 had outstanding offers. 893 applications were awaiting decision. **(Table 2)**
- 1.3 41.1% of all award cancellations since 1 April 2002 have been because of client death. Another 19.7% were because of admission to residential care or hospital. **(Table 3)**
- 1.4 Of applications since 1 April 2002 rejected before a VSW assessment visit (i.e. 'disallowed'), 74.1% did not receive higher level DLA **(Table 4)**. This figure has fallen by 3% since 31 December 2001. The Fund is hopeful that improved communication with Local Authorities, to enable an increased understanding of application criteria, will further reduce the level of unsuccessful applications. Only 9% of applications were rejected or withdrawn following a VSW visit. **(Table 5)**
- 1.5 The average award in payment is £239 per week. This has increased by £17.00 since 31 December 2001 and by £5.00 since 30 September 2002.
- 1.6 Our current clients:
- Are evenly divided across gender;
 - 42% are under 36 years of age;
 - 30.7% have severe learning disabilities, 15.4% have multiple sclerosis, and 14.7% have cerebral palsy;
 - 41% are living with parents, and 27% are living alone; and
 - 82% are in receipt of Income Support, and 29% have carers who receive Invalid Care Allowance.

Compared with 31 December 2001 there has been little variation in these figures. **(Tables: 6.1-6.6)**

1.7 Distribution of current clients by region:

Region	Number of Clients	Number per 100,000 pop	Ave award £ per week
England	6042	12.2	242
Scotland	1301	26.1	244
Wales	1116	38.7	242
N Ireland	341	21.7	157
UK	8800	15.0	239



1.8 Current clients by local authority: (Table 7)

All local authorities (excluding Corporation of London) have 93 Fund clients. The maximum density in any single authority is 75 clients per 100,000 of the population. The average is 15 clients per 100,000 of the population, an increase of 2 since 31 December 2001.

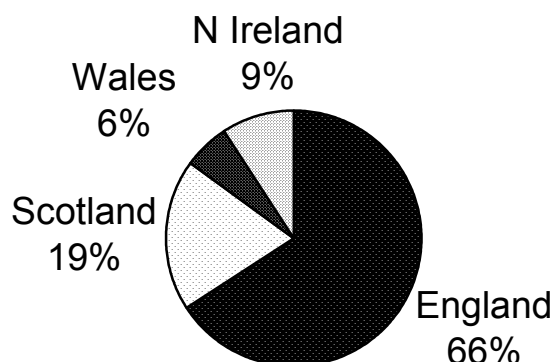
The 20 LAs with the highest densities of clients are detailed below. 10 of the 20 are in Wales, 7 in Scotland and 3 in England:

1	Wrexham	75.0	11	Denbighshire	45.9
2	Torfaen	71.9	12	Orkney Islands	43.7
3	Merthyr Tydfil	64.0	13	Coventry	42.7
4	Liverpool	53.8	14	Neath & Port Talbot	42.7
5	Pembokeshire	52.0	15	Cardiff	42.4
6	East Renfrewshire	51.7	16	North Lanarkshire	41.5
7	Conwy	49.5	17	Glasgow	40.0
8	Carmarthanshire	48.5	18	Vale of Glamorgan	38.7
9	Clackmannanshire	46.8	19	East Lothian	38.5
10	South Lanarkshire	46.2	20	Flintshire	38.4

2 EXTENSION FUND SUMMARY

- 2.1** By 31 December 2002, there were 7144 Extension Fund clients receiving payment (or with suspended payments), a decrease of 842 clients since 31 December 2001. **(Table 1)**
- 2.2** The average award in payment is £198 per week. This has increased by £23.00 since 30 September 2001 and by £8.00 since 30 September 2002.
- 2.3** 40.1% of all award cancellations since 1 April 2002 have been because of client death. Another 16.4% were because of admission to residential care or hospital. **(Table 3)**
- 2.4** 56% of our clients are female, 29% are under 36 years of age and 17% are over 65. There has been little variation in these figures since 30 September 2001.
- 2.5** 90% are in receipt of Income Support.
- 2.6** Distribution of current clients by region

Region	Number of Clients	Number per 100,000	Ave award £ per week
England	4694	9.5	217
Scotland	1375	27.6	176
Wales	423	14.7	220
N Ireland	652	41.5	90
UK	7144	12.1	198



2.7 Distribution of current clients by local authority: **(Table 7)**

The maximum density of Extension Fund clients in any single authority is 77.6 clients per 100,000 of the population, and the average is 12.1. The 20 Local authorities with the highest densities of clients are detailed below. 3 Northern Ireland Boards, 9 Scottish, 6 English and 2 Welsh authorities make up the 20.

1	Western Board N I	77.6	11	Northern Board N I	35.4
2	North Lanarkshire	73.5	12	East Ayrshire	33.8
3	Glasgow	59.5	13	Knowsley	31.1
4	Southern Board N I	54.1	14	Wolverhampton	28.6
5	South Lanarkshire	52.4	15	West Dumbartonshire	27.7
6	Telford and Wrekin	44.5	16	West Lothian	26.5
7	Midlothian	41.2	17	Denbighshire	25.5
8	Western Isles	39.3	18	Islington	25.4
9	Wrexham	38.3	19	Renfrewshire	25.2
10	North Lincolnshire	35.5	20	Liverpool	24.9

Facts and Figures at 31 December 2002

1 Status of all current clients and outstanding applications

STATUS	93 FUND		EXT FUND	
	No	%	No	%
In payment	8168	75.6%	6671	93.4%
Awaiting decision	1165	10.8%	0	0.0%
Outstanding offers	838	7.8%	0	0.0%
Pay suspended	632	5.9%	473	6.6%
Total	10803		7144	

2 Status of applications received since 1 April 2002

STATUS	93 FUND
Awaiting decision	893
Outstanding offers	599
In payment	485
Refused **	224
Disallowed *	189
Suspended	12
Cancelled ***	12
Total	2414

*Disallowed = application rejected before VSW visit

**Refused = application rejected or closed before going into payment

***Cancelled = award cancelled after payment

(Figures not applicable for Extension Fund as it is now closed to new applications)

3 Reason for all award cancellations since 1 April 2002

REASON FOR CANCELLATION	93 FUND		EXT FUND	
	No	%	No	%
Client death	259	41.1%	262	40.1%
Admission to residential care/hospital	124	19.7%	107	16.4%
Care not employed	61	9.7%	141	21.6%
No reply to correspondence/review	37	5.9%	33	5.0%
SSD contribution less than £200	25	4.0%	0	0.0%
SSD takeover of care	25	4.0%	8	1.2%
Withdrawn	23	3.7%	8	1.2%
Temp admission to res care/hospital	16	2.5%	7	1.1%
Not independent living	15	2.4%	3	0.5%
Savings above limit	10	1.6%	13	2.0%
DLA/AA reduced/not highest rate	6	1.0%	25	3.8%
Inappropriate use	4	0.6%	5	0.8%
Sufficient income	3	0.5%	29	4.4%
No carer information	2	0.3%	3	0.5%
Other	20	3.2%	10	1.5%
Total	630		654	

4 Reason for disallowance of applications received since 1 April 2002.

REASON FOR DISALLOWANCE	93 FUND	
	No	%
Not on highest rate DLA	140	74.1%
Total cost more than £665	30	15.9%
LA not supporting application	5	2.6%
Application withdrawn	4	2.1%
Age not 16 to 65	3	1.6%
Capital over limit	2	1.1%
Applicant death	2	1.1%
Prognosis less than 6 months	1	0.5%
No reply to correspondance	1	0.5%
Other	1	0.5%
Total	189	

(Figures not applicable for Extension Fund as it is now closed to new applications)

5. Reasons for refusal of new applications following a VSW visit, received since 1 April 2002.

REASON FOR REFUSAL	93 FUND	
	No	%
Application withdrawn by client	132	58.9%
Applicant death	24	10.7%
Package over maximum sum	11	4.9%
Withdrawal policy implemented	10	4.5%
Admission to residential care	9	4.0%
SSD contribution less than £200	8	3.6%
Sufficient income	8	3.6%
No reply to correspondence	6	2.7%
SSD package takeover	4	1.8%
Savings above limit	3	1.3%
Care not employed	3	1.3%
Other	6	2.7%
Total	224	

(Figures not applicable for Extension Fund as it is now closed to new applications)

6 Profile of current clients

6.1 Age

AGE	93 FUND		EXT FUND	
	No	%	No	%
0 - 15	-	-	42	1%
16 - 25	1689	19%	279	4%
26 - 35	2034	23%	1681	24%
36 - 45	1936	22%	1557	22%
46 - 55	1672	19%	1253	18%
56 - 65	1168	13%	1090	15%
66+	301	3%	1242	17%
Total	8800		7144	

6.2 Gender

GENDER	93 FUND		EXT FUND	
	No	%	No	%
Female	4478	51%	4010	56%
Male	4322	49%	3134	44%
Total	8800		7144	

6.3 Household (Extension Fund Data incomplete)

HOUSEHOLD	93 FUND		EXT FUND	
	No	%	No	%
With parent(s)	3614	41%	2506	35%
Lives alone	2401	27%	1890	26%
With spouse	1215	14%	1529	21%
With other(s)	1188	14%	662	9%
With adult child(ren)	179	2%	215	3%
Lone parent	203	2%	71	1%
Information outstanding			271	4%
Total	8800		7144	

6.4 Income Support

INCOME SUPPORT	93 FUND		EXT FUND	
	No	%	No	%
In receipt of IS	7255	82%	6447	90%
Not in receipt of IS	1545	18%	697	10%
Total	8800		7144	

6.5 Invalid Care Allowance

INVALID CARE ALLOWANCE	93 FUND		EXT FUND	
	No	%	No	%
Carer in receipt of ICA	2555	29%	2152	30%
No carer in receipt of ICA	6245	71%	4992	70%
Total	8800		7144	

6.6 Disability (Extension Fund Data Incomplete)

DISABILITY	93 FUND		EXT FUND	
	No	%	No	%
Severe learning disability*	2698	30.7%	1417	19.8%
Multiple sclerosis	1354	15.4%	852	11.9%
Cerebral palsy	1296	14.7%	974	13.6%
Spinal injury	632	7.2%	573	8.0%
Brain damage	482	5.5%	318	4.5%
Cerebro-vascular	403	4.6%	348	4.9%
Muscular dystrophy	279	3.2%	233	3.3%
Epilepsy	211	2.4%	154	2.2%
Arthritis	208	2.4%	630	8.8%
Mental illness	127	1.4%	73	1.0%
Spina bifida	105	1.2%	176	2.5%
Parkinsons disease	76	0.9%	46	0.6%
Friedreichs ataxia	72	0.8%	71	1.0%
Huntingdons disease	70	0.8%	11	0.2%
Motor neurone disease	44	0.5%	17	0.2%
Dementia	40	0.5%	41	0.6%
Polio	37	0.4%	81	1.1%
Cancer	35	0.4%	47	0.7%
AIDS	31	0.4%	188	2.6%
Hydrocephalus	31	0.4%	29	0.4%
Respiratory disease	25	0.3%	79	1.1%
Heart disease	24	0.3%	108	1.5%
Physical malformation	20	0.2%	32	0.4%
Blood disease	9	0.1%	4	0.1%
Osteoporosis	8	0.1%	21	0.3%
Skin disease	1	0.0%	2	0.0%
Information outstanding			142	2.0%
Other	482	5.5%	477	6.7%
Total	8800		7144	

*433(260 EXT) of these clients are known to have Downs Syndrome

